



Noun Phrases and Expanded Noun Phrases Activity Booklet

twinkl

visit [twinkl.com](https://www.twinkl.com)



Contents

3	Expanded Nouns Explained for Parents and Carers
4	Detective Dog Expanded Noun Phrases
5	Expanded Noun Phrases
6	Brain Break 1: Mindfulness Colouring
7	Use a Prepositional Phrase
8	Under the Sea
10	Brain Break 2: Roll a Dice
11	Vikings
13	Expanded Noun Phrase Pictures
14	Brain Break 3: Origami Frog Instructions
15	Christmas Shopping
16	Answers

Can you count how many helmets there are throughout the booklet from the Viking's helmet collection?



Expanded Nouns Explained for Parents and Carers



Here is your definitive guide to **Expanded Noun Phrases**. This guide should help you understand what an expanded noun phrase is so you can support your child in identifying and writing them when doing homework.

So, what is an **expanded noun phrase**?

To understand what an expanded **noun phrase** is, we first need to understand what a **noun phrase** is. A simple **noun phrase** is a group of words, including a noun, that form part of a sentence. The noun is the main word in the phrase and other words give information about it. For example:

a cat

his toy

those
shoes

the house

two
children

The example noun phrases above all contain a determiner and a noun to make a noun phrase. Most noun phrases contain a determiner. In the sentence below, the noun phrase is shown in bold.

Bring **your children** with you.

So, in an expanded noun phrase, other words and phrases are used to give further information about the noun in the sentence. This is usually done by adding **adjectives** to describe the noun in the noun phrase, for example:

She walked through **the dark, mysterious forest**.

In the example above, the expanded noun phrase is 'the dark, mysterious forest', the words 'dark' and 'mysterious' have been used to expand the noun phrase. They make writing more interesting as they help the reader to build an image in their mind. Further examples are:

The glistening snow sparkled in **the bright sunshine**.

Jason saw **a large, ferocious T-rex** at **the dinosaur park**.

Another way to create an **expanded noun phrase** is to add a prepositional phrase to add further information about the noun and to enable the writing to be more efficient. For example, where it takes two sentences to say:

The man was sat on the bench. He was wearing a red hat.

We can write this more succinctly by expanding the noun phrase with:

The man **with the red hat** sat on the bench.

Further examples include:

The spaceship **with warp speed** travelled faster than the speed of light.

In the park, a bird cautiously watched the **cat on the ground**.


The man in the car is a spy; he's been following me!

The lion with the sharp teeth tore at the hind of his prey.




Detective Dog Expanded Noun Phrases

Detective Dog is on a mission. He is trying to spot all the **noun phrases** in the sentences below. Help him by circling or underlining the **noun phrases** in each sentence below.



1. The boy played on his computer.
2. John and Imran entered their home.
3. That's her football over there.
4. Three birds sat on a branch.
5. A penguin walked along the ice.
6. Last night, I went to the cinema.
7. Whose diary is this?
8. In the jungle, a tiger prowled quietly.
9. Mum placed the glass on the table.



Well done helping Detective Dog! Now, write your own sentence about this picture and circle all the noun phrases in it.



Expanded Noun Phrases



Help Max complete his homework by underlining the **expanded noun phrase** in each of the sentences below.



1. The bird flew swiftly through the bright, blue sky.
2. Jacob sat at the table and began to eat the delicious, mouth-watering chocolate cake.
3. "Where is my green bag?" asked mum.
4. Late at night, the three witches met on the heath.
5. As Demi-Lea sat at the bus stop, she saw two pink cars go by.
6. Liam said to his dad, "Can I have the bright orange bike please?"
7. Jane wore a long, sparkly dress to the party.
8. The angry customer complained in the shop.
9. In a forest clearing, the timid deer drank from the stream.
10. After completing her homework, Jasmina went to play out in the warm sunshine.

Now, write an explanation for Max, telling him what an expanded noun phrase is.



Brain Break 1: Mindfulness Colouring



Use a Prepositional Phrase



A prepositional phrase can be used to make an expanded noun phrase, for example:

The cat **under the bush** was drenched and shivering.

Complete the sentences below by choosing an appropriate prepositional phrase from the list.

by the sink

in the black cloak

opposite the park

with the vicious teeth

with the rainbow mane

with the silvery scales

1. The fish _____ swam below the crashing waves.
2. The glass _____ was very dirty.
3. The witch _____ waved her magic wand.
4. The unicorn _____ sauntered through the meadow.
5. Somebody famous lived in the house _____.
6. The monster _____
snarled at the humans.





Under the Sea

Look at the picture of the underwater scene below. Shelley has been writing some sentences about the picture. Can you improve her sentences by expanding the **noun phrase** in each sentence? Try adding an adjective or prepositional phrase.



1. The shark swam below **the waves**.

The shark swam below **the crashing waves**.

2. In the distance, **an octopus** meandered through the reef looking for prey.

3. **The colours** on the octopus' body undulated in the shimmering water.

4. On the bottom of the ocean, **the seaweed** gently drifted in the warm currents.

Under the Sea



5. Covering the ocean floor, **lots of coral** glittered in the sun's rays.

6. Unaware of **the shark**, two clownfish drifted by.

7. Unaware of the shark, **two clownfish** drifted by.

8. Dappled light broke through the surface of **the sea**.

9. **A seahorse** hovered above the reef catching plankton as it passed.

Now, write some of your own sentences about the picture which include **expanded noun phrases**.

1.

2.


3.






Brain Break 2: Roll a Dice


Make sure you take some fun brain breaks in your learning to give your brain a little rest. Roll a dice and then do the brain break activity for the number you roll.




Hop on one foot for a minute. Count how many times you can hop but, if your other foot touches the floor, you have to start again.




Play 'keepy-uppy' with a balloon. You have to keep the balloon in the air by hitting it up and not letting it fall to the ground. Try to do this for two-minutes (it's longer than you think). If the balloon touches the floor, start again.




Play a loud, upbeat song and dance to it! This is great fun and will give your brain an extra boost when you go back to work. If you don't like to dance, simply do star jumps or push-ups to your favourite song.



Do some yoga poses for a few minutes. Use this **KS2 Yoga Poses Activity Pack** for some poses if you need ideas.



Make a model with plasticine or have fun with some slime.



Try bottle-flipping! Take a small, plastic bottle and fill $\frac{1}{3}$ with water. Screw the lid on tight and start flipping. The aim is to flip the bottle and try and get it to land upright without falling over.



Below the picture, you will see some sentences describing this Viking scene. Underline a **noun phrase** in each sentence and then rewrite each sentence with an **expanded noun phrase**. The first has been done for you.



1. In the distance, **the sound** of waves could be heard crashing against the shore.
In the distance, **the gentle sound** of waves could be heard crashing against the shore.
2. The Viking raised his sword in the air whilst marching forward.

3. The tower stood in the background watching as the Vikings marched on.



4. In his hand, he held a shield which was used for protection.

5. Below the helmet, his eyes were intensely staring at the monastery.

6. Ragnor held his shield aloft in one hand and an axe in the other.

7. Behind the warriors, Eldrid held a spear ready to throw at the enemy.

8. Canute wore chainmail armour over his tunic.

Now, write two sentences of your own about the picture that contain **expanded noun phrases**.

1.

2.




Expanded Noun Phrase Pictures




Look at the images below. Write a sentence about each picture which contains an expanded noun phrase. Circle the expanded noun phrase once you have written each sentence. The first one has been done for you.

The silent tiger crept through the undergrowth, ready to pounce on its prey.

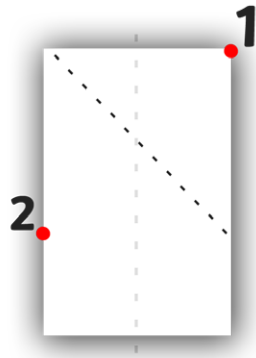




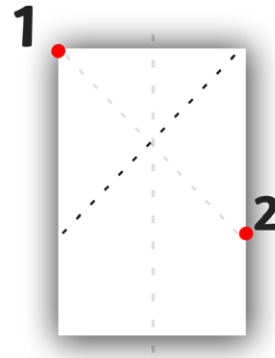
Brain Break 3: Origami Frog



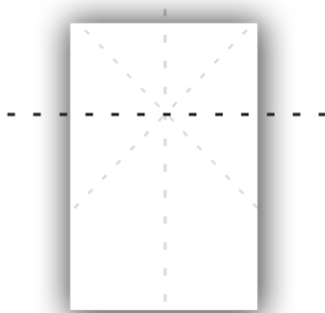
Fold a rectangular sheet of paper in half and open out again.



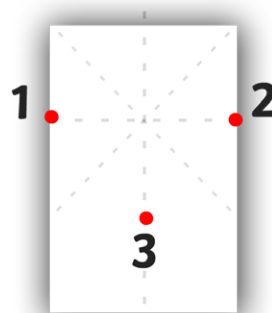
Fold point 1 to point 2.



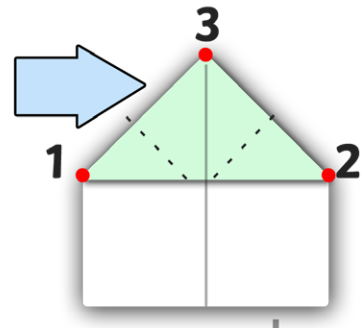
Fold point 1 to point 2.



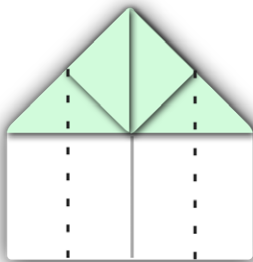
Fold the paper backwards where the diagonal creases meet in the middle. Crease well and open out again.



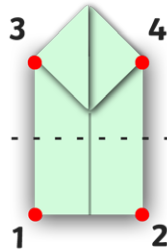
Hold the paper at points 1 and 2 and bring them down to point 3.



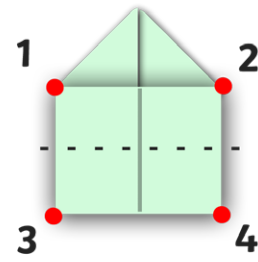
Fold the uppermost corners at point 1 and 2 to point 3.





Fold the sides in to the centre line.



Fold the bottom of the model from points 1 and 2 to point 3 and 4.



Fold the uppermost corners from points 1 and 2 to points 3 and 4.



Give your paper frog some eyes and make him jump! Press down on your frog's back as shown.

Christmas Shopping



Here is a busy Christmas shopping scene. Below the picture, you will find some expanded noun phrases describing parts of the scene. Use these expanded noun phrases, and some of your own, to write a paragraph describing the scene.



the lady in the yellow coat

the snow on the rooftops

the delicious chocolates

the man with a trumpet

the man with the red scarf

the young child

the bright, colourful shop window

a decorated Christmas tree



Page 4

1. The boy played on his computer.
2. John and Imran entered their home.
3. That's her football over there.
4. Three birds sat on a branch.
5. A penguin walked along the ice.
6. Last night, I went to the cinema.
7. Whose diary is this?
8. In the jungle, a tiger prowled quietly.
9. Mum placed the glass on the table.

There were 9 of the viking's helmets throughout the activity booklet!

Did you find them all?



Page 5

1. The bird flew swiftly through the bright, blue sky.
2. Jacob sat at the table and began to eat the delicious, mouth-watering chocolate cake.
3. "Where is my green bag?" asked mum.
4. Late at night, the three witches met on the heath.
5. As Demi-Lea sat at the bus stop, she saw two pink cars go by.
6. Liam said to his dad, "Can I have the bright, orange bike please?"
7. Jane wore a long, sparkly dress to the party.
8. The angry customer complained in the shop.
9. In a forest clearing, the timid deer drank from the stream.
10. After completing her homework, Jasmina went to play out in the warm sunshine.

Page 7

1. The fish with the silvery scales swam below the crashing waves.
2. The glass by the sink was very dirty.
3. The witch in the black cloak waved her magic wand.
4. The unicorn with the rainbow mane sauntered through the meadow.
5. Somebody famous lived in the house opposite the park.
6. The monster with the vicious teeth snarled at the humans.