

Comprehension

English Year 3 & Year 4: Retrieve and record information from fiction and non-fiction. [More resources with this objective.](#)

Section A Answer a range of multiple choice questions

Section B Use information in the text to identify true or false statements

Section C Complete missing parts of a chart using information from the text

Section D Find and copy words from the text

Packing Challenge

Mathematics Year 3: Add and subtract numbers with up to three digits, using formal written methods of columnar addition and subtraction. [More resources with this objective.](#)

Mathematics Year 4: Add and subtract numbers with up to 4 digits using the formal written methods of columnar addition and subtraction where appropriate. [More resources with this objective.](#)

Section A Find 3 different items that total 20 kg

Section B Find 3 different items that total 1000g by adding multiples of 100

Section C Find 4 different items that total 1000g

Section D Find 4 different items that total 10,000g

Ordering Weights

Mathematics Year 3: Measure, compare, add and subtract: lengths (m/cm/mm); mass (kg/g); volume/capacity (l/ml). [More resources with this objective.](#)

Mathematics Year 4: Convert between different units of measure [for example, kilometre to metre; hour to minute]. [More resources with this objective.](#)

Section A Order 2 digit numbers from lightest to heaviest

Section B Order 3 digit numbers from heaviest to lightest

Section C Order 4 digit numbers from lightest to heaviest

Section D Order mixed weights (g and kg) from heaviest to lightest

Compass Points

Geography KS2: Use the eight points of a compass, four and six-figure grid references, symbols and key (including the use of Ordnance Survey maps) to build their knowledge of the United Kingdom and the wider world. [More resources with this objective.](#)

Section A Use four compass points to make quarter, half, three quarter and complete turns clockwise and anti-clockwise

Section B Use four compass points to turn 90, 180, 270 and 360 degrees clockwise or anti-clockwise

Section C Use 8 compass points to turn 90, 180, 270 and 360 degrees clockwise or anti-clockwise

Section D Use 8 compass points to make turns of multiples of 45 degrees; clockwise and anti-clockwise

Grid References

Geography KS2: Use the eight points of a compass, four and six-figure grid references, symbols and key (including the use of Ordnance Survey maps) to build their knowledge of the United Kingdom and the wider world. [More resources with this objective.](#)

Section A Use 4 figure grid references to write letters in the correct place on the grid

Section B Write down the 4 figure grid references of each object

Section C Write down the 6 figure grid references of each object with all numbers on the axis given for support

Section D Write down the 6 figure grid references of each object

Did you like this resource? Don't forget to review it on our website.

Dream Holidays

Barbados is an island in the Caribbean. It is famous for its white sandy beaches and clear blue water. It is also well-known for playing cricket and eating afternoon tea. Barbados is the perfect place to visit if you enjoy relaxing in the sunshine.



Wilton Barbados Resort

Rating: ★★★★★

Location: Bridgetown

Facilities: 2 private beaches, 5 restaurants, 3 outdoor pools, 1 enormous water slide, kids club, WiFi

Sights: Limestone Cavern and the Barbados Museum

Price: £82 per person, per night

Offers: Breakfast is included

Coconut Tree Hotel

Rating: ★★★★★

Location: Christ Church

Facilities: 1 public beach, 2 restaurants, 1 outdoor pool, soft play area, games room, sea views, WiFi

Sights: Historic buildings and stunning coastline

Price: £56 per person, per night

Offers: Free bathrobes



White Sands Beach Resort

Rating: ★★★★★

Location: Fitts Village

Facilities: 1 private beach, 3 restaurants, 2 outdoor pools, dive and snorkel centre, horse riding, car and bike hire, hot tub, WiFi

Sights: Paradise Beach

Price: £72 per person, per night

Offers: Book now and get 2 nights free



Dream Holidays – Comprehension

Section A

These hotels are on the island of...

Britain

Bermuda

Barbados

Barra

Wilton Barbados Resort has got...

2 stars

3 stars

4 stars

5 stars

White Sands Beach Resort is in...

Christ Church

Fitts Village

Bridgetown

Bermuda

The Coconut Tree Hotel has a...

soft play area

snorkel centre

water slide

riding school

Barbados well-known for playing...

football

rugby

snooker

cricket

If you stay at the Wilton Barbados Resort, you can visit the...

airport

museum

riding stables

dive centre

Section B

Use the information in the text to decide whether these statements are true or false.

	True	False
Barbados is famous for its white, sandy beaches.		
Barbados is the place to visit if you enjoy staying indoors.		
The Wilton Barbados Resort has 2 private beaches.		
The Coconut Tree Hotel has 2 outdoor pools.		
White Sands Beach Resort has 4 restaurants.		
Barbados is well-known for eating afternoon tea.		

Section C

Complete this chart using information from the text.

Hotel	Cost	Facilities	Offers
Wilton Barbados Resort			
	£56		Free bathrobes
		1 beach, 3 restaurants, 2 outdoor pools, dive and snorkel centre, horse riding, car and bike hire, WiFi	

Section D

Find and copy a word that means the same as ‘famous’.

Find and copy a word in the text that means the same as ‘beautiful’.

Find and copy a word in the text that means the same as ‘not public’.

Find and copy a word in the text that means the same as ‘old’.

Dream Holidays – Packing Challenge

It's time to pack your bags. Choose 3 items for each bag that add up to the total weight as shown. You must include different items in each bag.

Section A

Choice of Items to Pack:

Item	Weight
shoes	4kg
t-shirts	5kg
shorts	8kg
dresses	4kg
jumpers	7kg
coat	8kg
underwear	3kg
swimwear	2kg
trousers	9kg
sun protection	1kg

Bag 1

Item	Weight
Total weight: 20kg	

Bag 2

Item	Weight
Total weight: 20kg	

Section B

Choice of Items to Pack:

Item	Weight
jackets	600g
t-shirts	300g
shorts	500g
caps	200g
wetsuit	400g
hoodie	200g
magazine	100g
towels	500g
snorkel and flippers	400g
snacks	300g

Bag 1

Item	Weight
Total weight: 1000g	

Bag 2

Item	Weight
Total weight: 1000g	

Find the combination of items that add up to the total weight as shown. You must include different items in each bag.

Section C

Choice of Items to Pack:

Item	Weight
trainers	450g
books	457g
flipflops	70g
caps	150g
sun cream	30g
shorts	346g
toiletries	745g
coat	270g
wetsuit	130g
towels	155g

Bag 1

Item	Weight
Total weight: 1000g	

Bag 2

Item	Weight
Total weight: 1000g	

Section D

Choice of Items to Pack:

Item	Weight
shoes	5640g
flippers and snorkel	1235g
trousers	3620g
shorts	1001g
hoodies	2650g
toiletries	1454g
coats	1956g
wetsuit	2023g
electrical items	475g
towels	2970g

Bag 1

Item	Weight
Total weight: 10,000g	

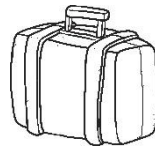
Bag 2

Item	Weight
Total weight: 10,000g	

Dream Holidays – Ordering Weights

Section A

Order these weights from lightest to heaviest.



24g

15g

98g

11g

89g

67g

78g

34g

43g

29g

89g

99g

98g

79g

97g

92g

29g

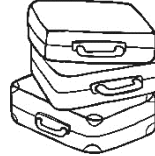
21g

12g

91g

Section B

Order these weights from heaviest to lightest.



669g

876g

563g

345g

723g

363g

636g

336g

663g

633g

822g

228g

828g

882g

282g

313g

131g

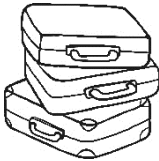
331g

113g

311g

Section C

Order these weights from lightest to heaviest.



3425g

2345g

3245g

2435g

2453g

5655g

5665g

5565g

5556g

5656g

6660g

6606g

6060g

6006g

6600g

9919g

9911g

9991g

9119g

9191g

Section D

Order these weights from heaviest to lightest.



1kg

500g

1.5kg

900g

2kg

900g

2300g

1.8kg

1.1kg

1700g

1800g

7.6kg

2000g

6700g

1.9kg

9.9kg

5.6kg

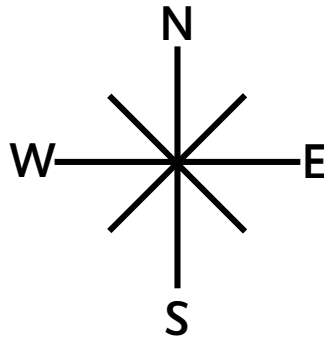
6500g

9990g

10kg

Dream Holidays - Compass Points

Use the compass to help you follow the directions below. Work out which direction you will end up facing.



Section A

Starting Direction

End Direction

Face north. Make a half turn clockwise.

Face north. Make a quarter turn clockwise.

Face north. Make a three quarter turn clockwise.

Face south. Make a half turn anti-clockwise.

Face west. Make a quarter turn anti-clockwise.

Section B

Starting Direction

End Direction

Face south. Turn 180 degrees clockwise.

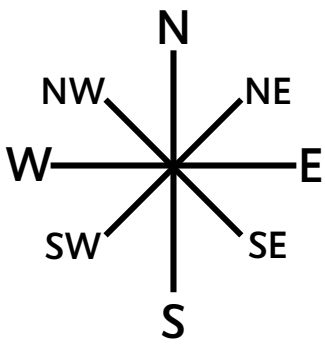
Face east. Turn 90 degrees anti-clockwise.

Face north. Turn 270 degrees clockwise.

Face west. Turn 360 degrees anti-clockwise.

Face east. Turn 270 degrees anti-clockwise.

Use the compass to help you follow the directions below. Work out which direction you will end up facing.



Section C

Starting Direction

End Direction

Face north east. Turn 180 degrees clockwise.

Face north west. Turn 360 degrees anti-clockwise.

Face south east. Turn 90 degrees clockwise.

Face south east. Turn 270 degrees clockwise.

Face north east. Turn 270 degrees anti-clockwise.

Section D

Starting Direction

End Direction

Face north. Turn 135 degrees clockwise.

Face south west. Turn 45 degrees anti-clockwise.

Face north east. Turn 90 degrees anti-clockwise.

Face south west. Turn 135 degrees anti-clockwise.

Face west. Turn 315 degrees clockwise.

Section A







Place the letter in the correct place on the grid.







27						
26						
25						
24						
23						
22						
21						
	05	06	07	08	09	10

Letter	Grid Reference
A	0626
B	1127
C	0723
D	0521
E	1121
F	0925

Section B

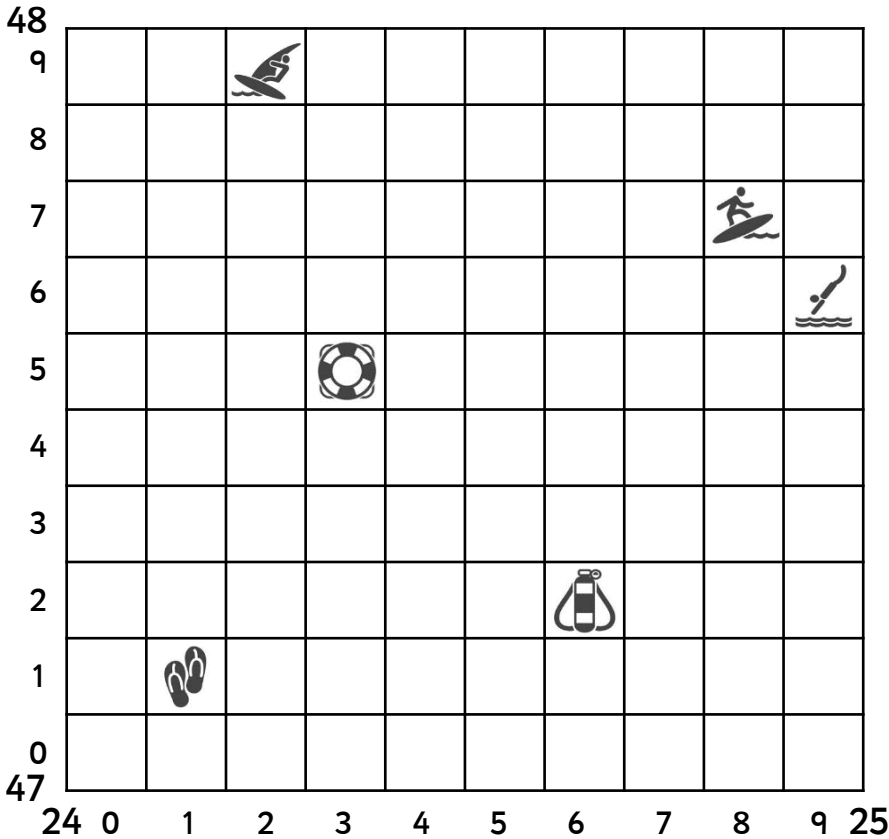
Write down the 4 figure grid reference for each symbol.

44						
43						
42						
41						
40						
39						
38						
	25	26	27	28	29	30

Symbol	Grid Reference
	
	
	
	
	
	

Section C

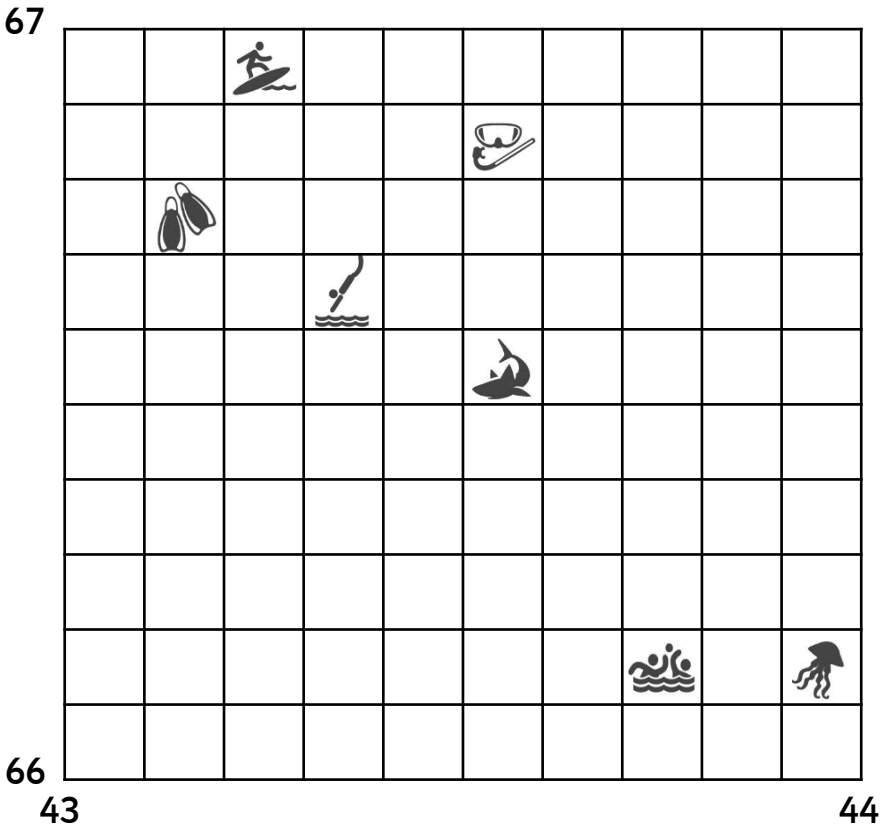
Write down the 6 figure grid reference for each symbol.



Symbol	Grid Reference

Section D

Write down the 6 figure grid reference for each symbol.



Symbol	Grid Reference

Dream Holidays – Comprehension

Section A

These hotels are on the island of...

Britain

Bermuda

Barbados

Barra

Wilton Barbados Resort has got...

2 stars

3 stars

4 stars

5 stars

White Sands Beach Resort is in...

Christ Church

Fitts Village

Bridgetown

Bermuda

The Coconut Tree Hotel has a...

soft play area

snorkel centre

water slide

riding school

Barbados well-known for playing...

football

rugby

snooker

cricket

If you stay at the Wilton Barbados Resort, you can visit the...

airport

museum

riding stables

dive centre

Section B

Use the information in the text to decide whether these statements are true or false.

	True	False
Barbados is famous for its white, sandy beaches.	✓	
Barbados is the place to visit if you enjoy staying indoors.		✓
The Wilton Barbados Resort has 2 private beaches.	✓	
The Coconut Tree Hotel has 2 outdoor pools.		✓
White Sands Beach Resort has 4 restaurants.		✓
Barbados is well-known for eating afternoon tea.	✓	

Section C

Complete this chart using information from the text.

Hotel	Cost	Facilities	Offers
Wilton Barbados Resort	£82	2 beaches, 5 restaurants, 3 outdoor pools, 1 big water slide, kids club, WiFi	Breakfast is included
Coconut Tree Hotel	£56	1 beach, 2 restaurants, 1 outdoor pool, soft play area, games room, sea views, WiFi	Free bathrobes
White Sands Beach Resort	£72	1 beach, 3 restaurants, 2 outdoor pools, dive and snorkel centre, horse riding, car and bike hire, WiFi	Book now and get 2 nights free

Section D

Find and copy a word that means the same as ‘famous’.

well-known

Find and copy a word in the text that means the same as ‘beautiful’.

stunning

Find and copy a word in the text that means the same as ‘not public’.

private

Find and copy a word in the text that means the same as ‘old’.

historic

Dream Holidays – Packing Challenge

It's time to pack your bags. Choose 3 items for each bag that add up to the total weight as shown. You must include different items in each bag.

Section A

Choice of Items to Pack:

Item	Weight
shoes	4kg
t-shirts	5kg
shorts	8kg
dresses	4kg
jumpers	7kg
coat	8kg
underwear	3kg
swimwear	2kg
trousers	9kg
sun protection	1kg

Bag 1

Item	Weight
e.g. jumpers	7kg
e.g. shorts	8kg
e.g. t-shirts	5kg
Total weight: 20kg	

Bag 2

Item	Weight
e.g. trousers	9kg
e.g. coat	8kg
e.g. underwear	3kg
Total weight: 20kg	

Section B

Choice of Items to Pack:

Item	Weight
jackets	600g
t-shirts	300g
shorts	500g
caps	200g
wetsuit	400g
hoodie	200g
magazine	100g
towels	500g
snorkel and flippers	400g
snacks	300g

Bag 1

Item	Weight
e.g. shorts	500g
e.g. t-shirts	300g
e.g. caps	200g
Total weight: 1000g	

Bag 2

Item	Weight
e.g. jackets	600g
e.g. snacks	300g
e.g. magazine	100g
Total weight: 1000g	

Find the combination of items that add up to the total weight as shown. You must include different items in each bag.

Section C

Choice of Items to Pack:

Item	Weight
trainers	450g
books	457g
flipflops	70g
caps	150g
sun cream	30g
shorts	346g
toiletries	745g
coat	270g
wetsuit	130g
towels	155g

Bag 1

Item	Weight
flipflops	70g
sun cream	30g
toiletries	745g
towels	155g
Total weight: 1000g	

Bag 2

Item	Weight
trainers	450g
caps	150g
coat	270g
wetsuit	130g
Total weight: 1000g	

Section D

Choice of Items to Pack:

Item	Weight
shoes	5640g
flippers and snorkel	1235g
trousers	3620g
shorts	1001g
hoodies	2650g
toiletries	1454g
coats	1956g
wetsuit	2023g
electrical items	475g
towels	2970g

Bag 1

Item	Weight
shoes	5640g
flippers and snorkel	1235g
hoodies	2650g
electrical items	475g
Total weight: 10,000g	

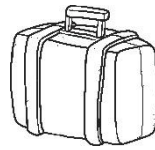
Bag 2

Item	Weight
trousers	3620g
toiletries	1454g
coats	1956g
towels	2970g
Total weight: 10,000g	

Dream Holidays – Ordering Weights

Section A

Order these weights from lightest to heaviest.



24g

15g

98g

11g

89g

11g

15g

24g

89g

98g

67g

78g

34g

43g

29g

29g

34g

43g

67g

78g

89g

99g

98g

79g

97g

79g

89g

97g

98g

99g

92g

29g

21g

12g

91g

12g

21g

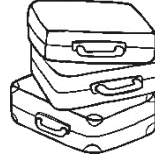
29g

91g

92g

Section B

Order these weights from heaviest to lightest.



669g

876g

563g

345g

723g

876g

723g

669g

563g

345g

363g

636g

336g

663g

633g

663g

636g

633g

363g

336g

822g

228g

828g

882g

282g

882g

828g

822g

282g

228g

313g

131g

331g

113g

311g

331g

313g

311g

131g

113g

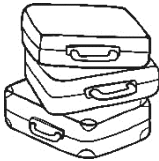
classroomsecrets.com

Like this? Find more
Activity Booklets [here](#).

Dream Holidays – Year 3/Year 4 – Ordering Weights **ANSWERS**

Section C

Order these weights from lightest to heaviest.



3425g	2345g	3245g	2435g	2453g
2345g	2435g	2453g	3245g	3425g
5655g	5665g	5565g	5556g	5656g
5556g	5565g	5655g	5656g	5665g
6660g	6606g	6060g	6006g	6600g
6006g	6060g	6600g	6606g	6660g
9919g	9911g	9991g	9119g	9191g
9119g	9191g	9911g	9919g	9991g

Section D

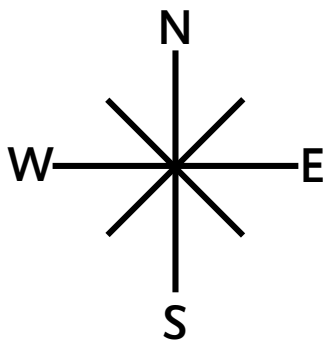
Order these weights from heaviest to lightest.



1kg	500g	1.5kg	900g	2kg
2kg	1.5kg	1kg	900g	500g
900g	2300g	1.8kg	1.1kg	1700g
2300g	1.8kg	1700kg	1.1kg	900g
1800g	7.6kg	2000g	6700g	1.9kg
7.6kg	6700g	2000g	1.9kg	1800g
9.9kg	5.6kg	6500g	9990g	10kg
10kg	9990g	9.9kg	6500g	5.6kg

Dream Holidays - Compass Points

Use the compass to help you follow the directions below. Work out which direction you will end up facing.



Section A

Starting Direction

Face north. Make a half turn clockwise.

End Direction

south

Face north. Make a quarter turn clockwise.

east

Face north. Make a three quarter turn clockwise.

west

Face south. Make a half turn anti-clockwise.

north

Face west. Make a quarter turn anti-clockwise.

south

Section B

Starting Direction

Face south. Turn 180 degrees clockwise.

End Direction

north

Face east. Turn 90 degrees anti-clockwise.

north

Face north. Turn 270 degrees clockwise.

west

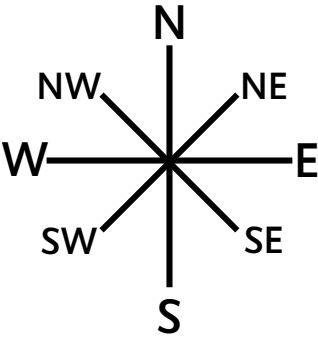
Face west. Turn 360 degrees anti-clockwise.

west

Face east. Turn 270 degrees anti-clockwise.

south

Use the compass to help you follow the directions below. Work out which direction you will end up facing.



Section C

Starting Direction

End Direction

Face north east. Turn 180 degrees clockwise.

south west

Face north west. Turn 360 degrees anti-clockwise.

north west

Face south east. Turn 90 degrees clockwise.

south west

Face south east. Turn 270 degrees clockwise.

north east

Face north east. Turn 270 degrees anti-clockwise.

south east

Section D

Starting Direction

End Direction

Face north. Turn 135 degrees clockwise.

south east

Face south west. Turn 45 degrees anti-clockwise.

south

Face north east. Turn 90 degrees anti-clockwise.

north west

Face south west. Turn 135 degrees anti-clockwise.

east

Face west. Turn 315 degrees clockwise.

south west

Section A







Place the letter in the correct place on the grid.







27							B
26		A					
25					F		
24							
23			C				
22							
21	D						E
	05	06	07	08	09	10	11

Letter	Grid Reference
A	0626
B	1127
C	0723
D	0521
E	1121
F	0925

Section B

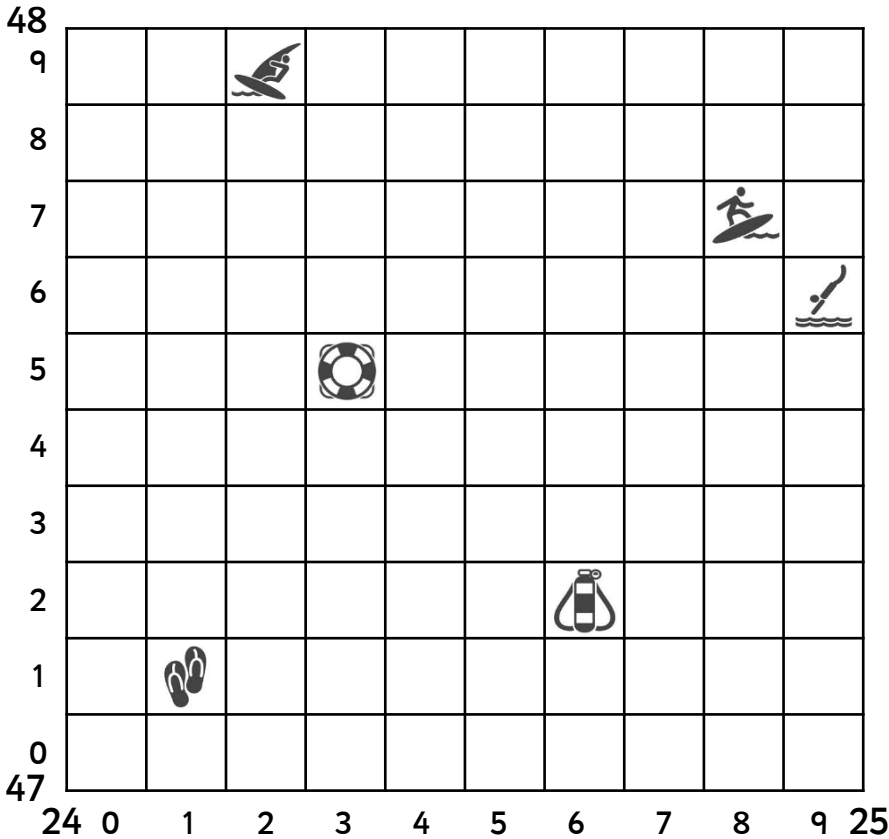
Write down the 4 figure grid reference for each symbol.

44							
43							
42							
41							
40							
39							
38							
	25	26	27	28	29	30	31

Symbol	Grid Reference
	2943
	2542
	3144
	2539
	2840
	3039

Section C

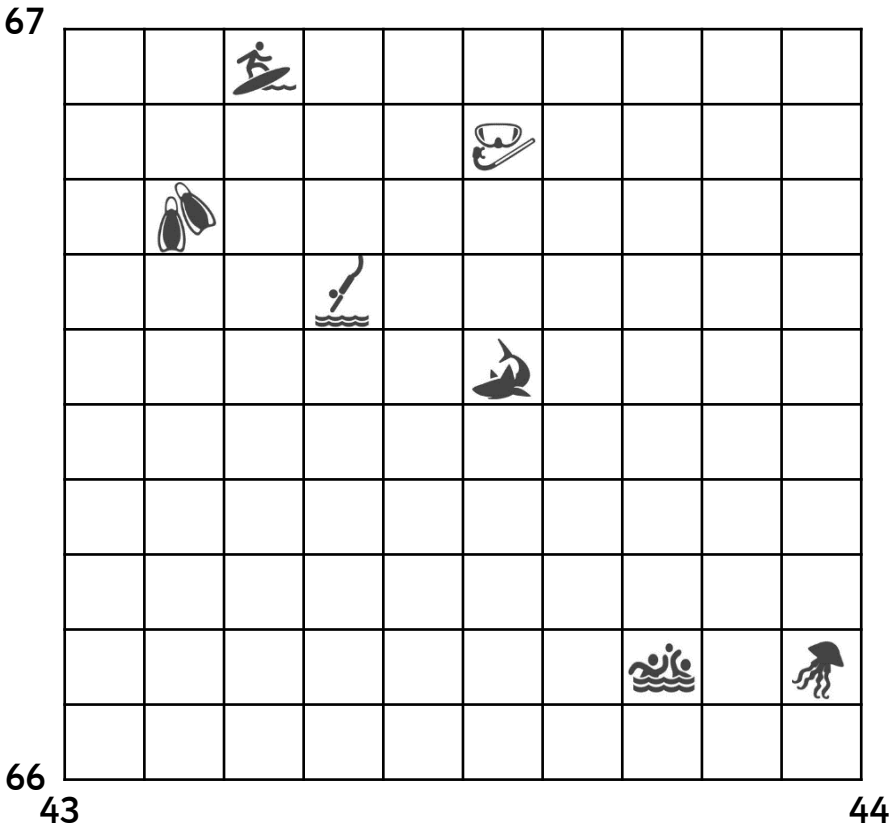
Write down the 6 figure grid reference for each symbol.



Symbol	Grid Reference
	243475
	248477
	242479
	249476
	241471
	246472

Section D

Write down the 6 figure grid reference for each symbol.



Symbol	Grid Reference
	436668
	437661
	439661
	432669
	431667
	433666
	435665