



Welcome to Year 2

Kestrels Teaching Team

Mrs Tyzack – Class Teacher

Autumn 1

Mrs Spencer - Higher Level Teaching Assistant
(Thursday mornings)

Mrs Brand - Forest School Leader
(Thursday afternoons)

Autumn 2

Mrs Spencer - Higher Level Teaching Assistant
(Thursdays)



Curriculum Areas

- English
- Mathematics
- Science
- History and Geography
- Art and design
- Forest School
- Design technology
- Physical education
- Religious education
- Computing
- Music
- PSHE

Please see the curriculum letter for more details around what the children will be covering in each subject. A timetable is also available on the class page of the school website.



Timetable

	Monday - KT	Tuesday - KT	Wednesday - KT	Thursday ES-am, CB-pm	Friday - KT	
8:30-8:45	Playground	Playground	Playground	Playground	Playground	
8:45-9:30	Registration Morning Work Phonics	Registration Morning Work Phonics	Registration Morning Work Phonics	Registration Morning Work Phonics	Registration Morning Work Phonics	
9:30-10:15	Mathematics	Mathematics (Mental Arithmetic)	Mathematics	Mathematics	Mathematics	
		Collective Worship				
10:15-10:30	B	R	E	A	K	
10:30-10:45	Handwriting	Handwriting	Handwriting	English (Grammar and Punctuation)	Handwriting	
10:30-11:30	English (Spelling)	English	English		Collective Worship	English
			Library			
11:30-12:15	R.E.	Guided Reading	Guided Reading	Guided Reading	D.T.	
12:15-1:15	L	U	N	C	H	
1:15-2:00	Art	P.E. indoors	Computing	Forest School	P.E. outdoors	
2:00-2:45	PSHE	Science	History		Music	
2:45-3:00	Collective Worship				Collective Worship	

Links to the Church

At Frieth, we have Collective worship most days. This takes place during assemblies in the school hall. We are also very fortunate to welcome in members of the clergy each week.

Our Vision is 'Let your Light Shine!'

Our vision encourages our children to show the world how wonderful they are, in both the good character and values they display and in their unique qualities and talents.



Equipment in school

1. EVERY DAY

- Bookbag
- Reading record and reading book
- Maths passports
- Letters/notes/permission slips in Reading record
- Water bottles

2. Monday – P.E. kits

3. Thursday –Forest School kit

4. SAFEGUARDING

Please **write a note** if there is a change in end of day arrangements.



P.E.

The class will have two P.E. lessons per week.
This term, P.E. will take place on Tuesdays and Fridays.

P.E. Kit

- T-shirt with school logo or plain white T-shirt
- Royal blue or black shorts
- Trainers
- Royal blue or navy sweatshirt and jogging bottoms



Uniform

At Frieth, we believe that the school uniform contributes to our school ethos and instils a sense of belonging to the school. We ask the children to take pride in their appearance and to look smart in school.

- School sweatshirt / plain royal blue cardigan / jumper
- White or pale blue polo shirt
- Black or grey skirt or trousers
- White, grey or black socks / black tights
- Fleece for outdoor wear (optional)
- Black low-heeled shoes / sandals without open toes. Sling backs are not allowed.
- In the summer, some pupils choose to wear a royal blue and white checked dress or shorts

Please ensure that all clothing that your child wears or brings into school, is clearly named.





Rewards and Sanctions

Rewards:

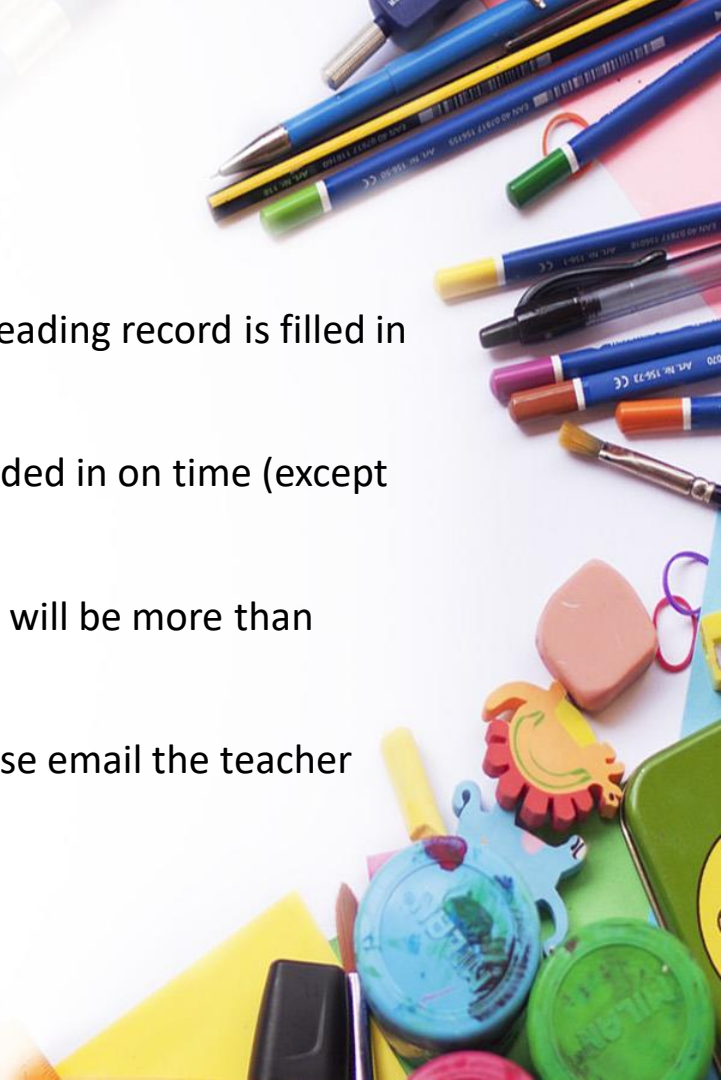
- House Points
 - Attenborough
 - Rashford
 - Rowling
 - Nightingale
- Rainbow
- Certificates
- Stickers

Sanctions:

- Verbal Warning
- Behaviour Chart
- Minutes off playtime
- Sent to SLT
- Note/call home

Homework expectations

- Please ensure your child is reading daily at home and the reading record is filled in every day: date, title, pages read and any comments.
- It is expected that homework is always completed and handed in on time (except in special circumstances).
- If children are having some difficulties with homework, we will be more than happy to go over it again with them.
- If there is a reason homework couldn't be completed, please email the teacher and make them aware.



Homework

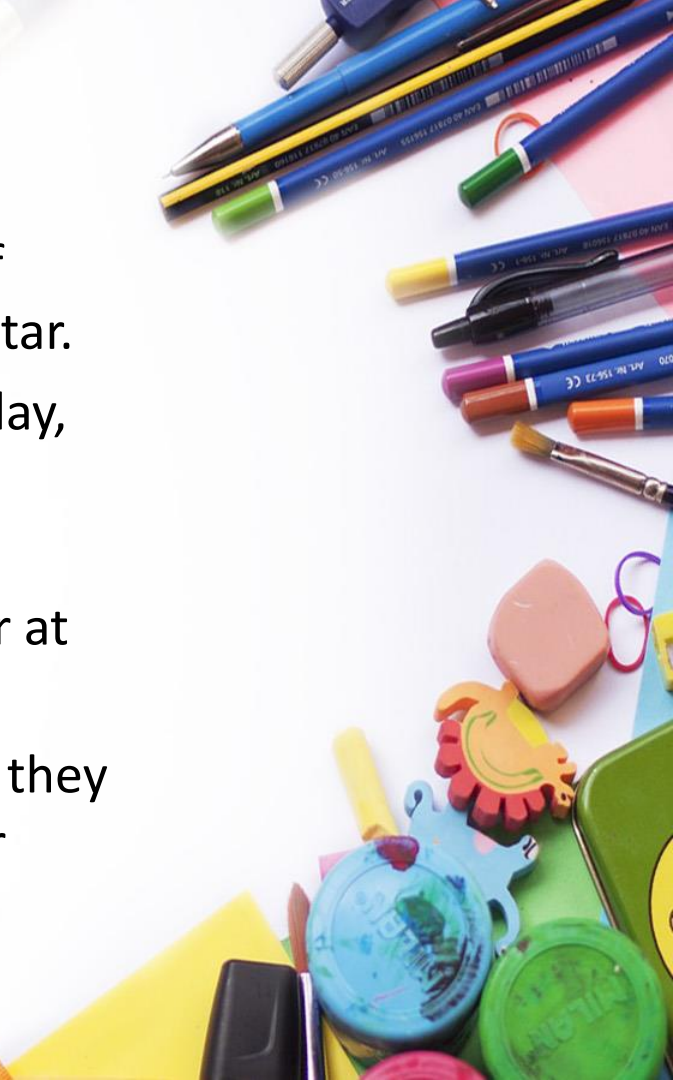
	Year 2
Daily Reading*	✓
Daily Spellings practice	✓
Daily mental arithmetic practice	✓
English	Alternate weeks 20mins
Maths	Alternate weeks 20mins
Science	At teacher discretion
Other	At teacher discretion

* Please sign your child's reading record every time you listen to them read (once a day) and list: date, title, pages read and any comments.



Homework – Spelling Stars

- The children have already completed this half term's baseline assessment of their Spelling Star.
- They will be bringing home a copy next Monday, with the words that they need to practise highlighted.
- Children will be retested on their Spelling Star at the end of each half term.
- Please support your child in making sure that they are practising these words in addition to their other homework.



Homework – Maths Passports

- We will continue to work on the maths passports on a regular basis in school.
- Where possible, please also continue to support your child at home by making sure they are secure and confident in their mental arithmetic knowledge.



Reading at home

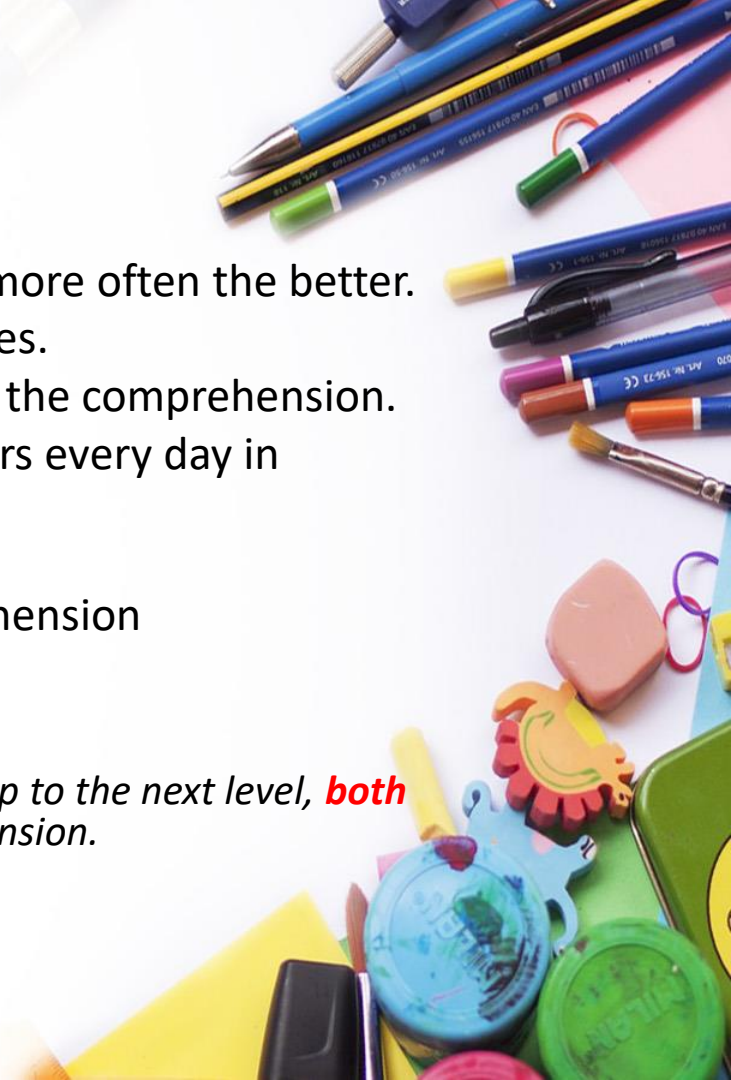
- Daily reading at home is essential at this age – the more often the better.
- It is good practice to read the same book 2 or 3 times.
- Ask lots of questions about the book – it helps with the comprehension.
- Children read to the teacher/LSA/Reading Volunteers every day in school.

1. Word recognition

2. Comprehension

Benchmarking

*Children will be Benchmarked when they are ready to move up to the next level, **both** in terms of word recognition and comprehension.*



Communication

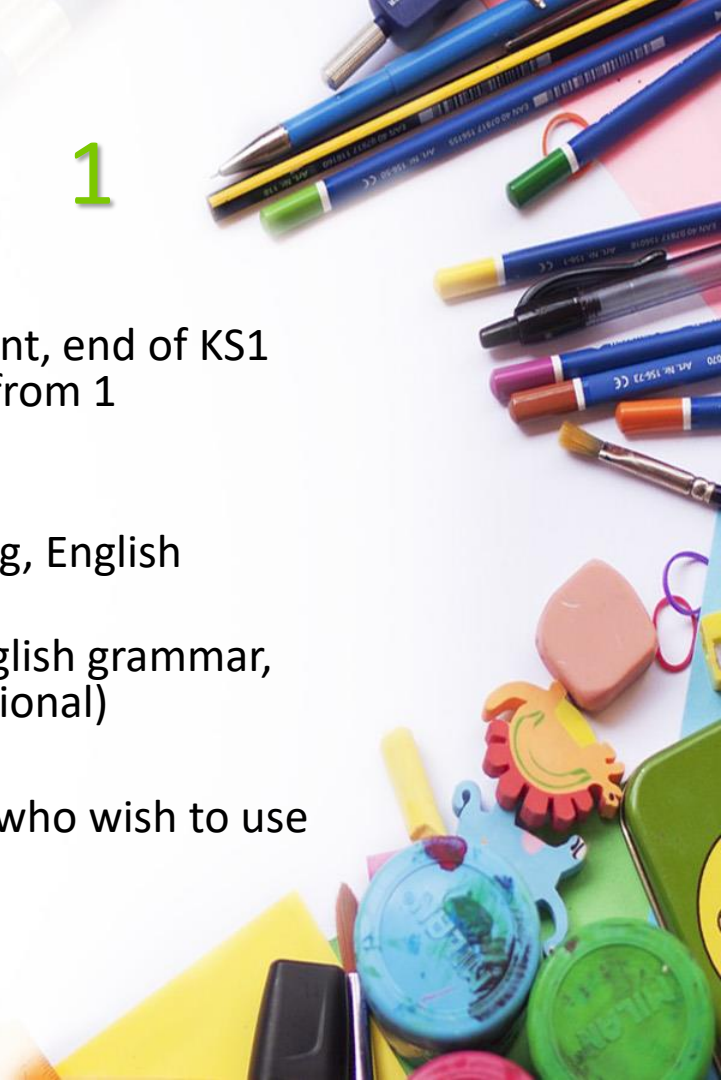
- It is very important that the children feel they can talk to their teachers if they have a worry. If they feel they can not approach directly, all classes have a 'Communication Box' which the children can place a note in.
- If you as parents have any concerns, please feel free to see me on the gate at the end of the day or send me an email. You will find my address for this on the end of the curriculum letter.



KS1 Assessments

1

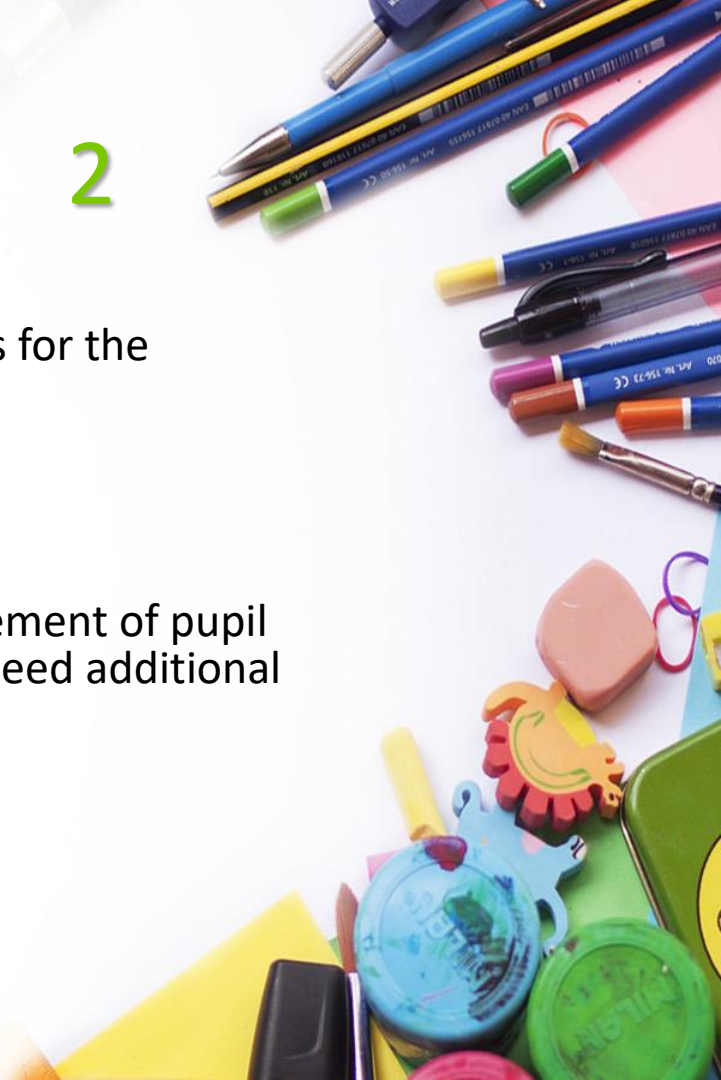
- Following the 2017 consultation on primary assessment, end of KS1 assessments are no longer statutory. This took effect from 1 September 2023.
- The following KS1 assessments are now **optional**:
 - Teacher assessment judgements in English reading, English writing, mathematics and science
 - Tests in English reading and mathematics (the English grammar, punctuation and spelling test will also remain optional)
- The existing frameworks remain available for schools who wish to use them as part of their ongoing assessment of children.



KS1 Assessments

2

- STA will also continue to develop and supply materials for the optional, non-statutory end of KS1 tests in:
 - English reading
 - English grammar, punctuation and spelling
 - Mathematics
- The optional tests will support schools in the measurement of pupil achievement and to help identify where their pupils need additional support as they transition into KS2.



PSHE 1

At Frieth school PSHE is a taught subject. PSHE is timetabled once a week and delivered by class teachers. The PSHE curriculum has been designed to help pupils develop their knowledge and skills over time, embedding learning to ensure pupils receive a relevant and age- appropriate education to support them in their lives now and in the future.

PSHE is taught in units and the themes are available to view on the school website. There are 3 core themes:

- Core theme 1: Relationships– Autumn Term
- Core theme 2: - Living in the Wider World - Spring Term
- Core theme 3: Health and Well Being – Summer Term



PSHE 2

The topic titles within each theme are:

- Relationships – Feelings and Emotions, Healthy Relationships, Valuing Difference
- Living in the Wider World – Rights and Responsibilities, Environment, Money
- Health and Well Being – Healthy lifestyles, Growing and Changing, Keeping Safe

We teach the scientific names of body parts from Year 1 and introduce the following key words through the Christopher Winter and PSHE Association resources:

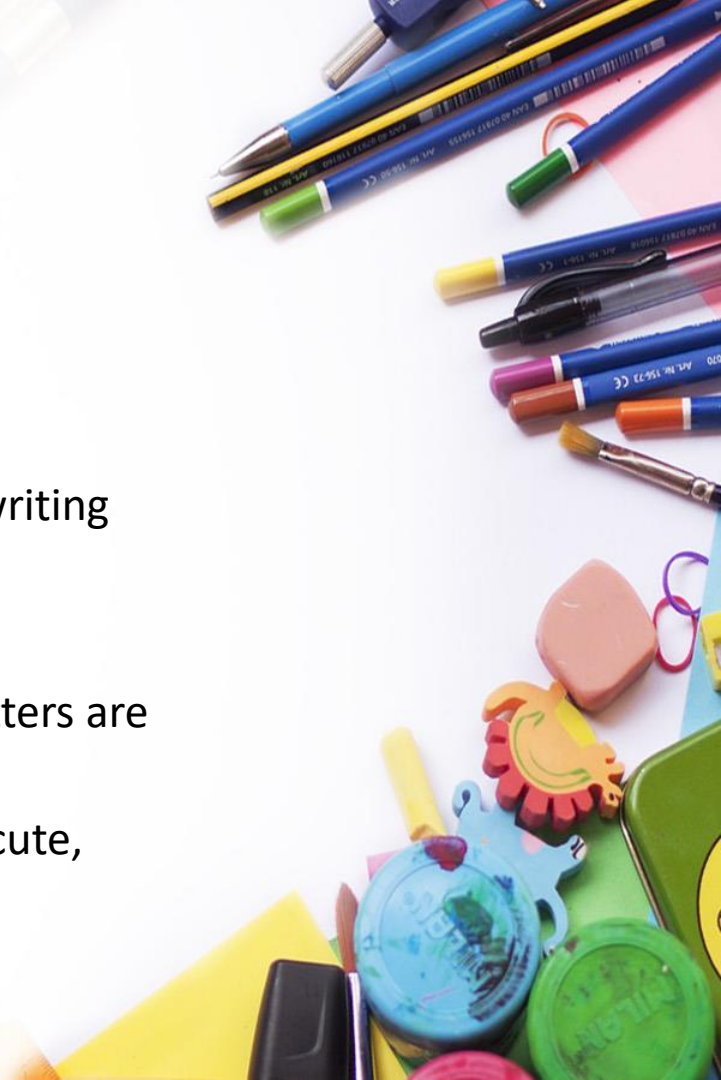
Year 2 – similar, different, sex, gender roles, stereotypes, boy, girl, male, female, private parts, penis, vulva



Handwriting

Continuous Cursive Style

- helps with spelling
- ideas during writing flow more swiftly
- no need to learn two different styles of handwriting
- provides a directional left-right movement
- lessens the chance of reversing letters
- distinction between upper- and lower-case letters are clearer
- easy to read, good to look at and quick to execute, particularly for children with special needs



Welcome pack

- Number line
- 100 square
- 100 High Frequency Words and next 200 Words
- Reading strategies
- Writing mat
- Writing checklists



Practical Mathematics at home

- Bead strings
- Pasta
- Buttons
- Small toys
- Straws – units, tens and hundreds
- Clock
- Money
- Measuring in the kitchen
- Mini whiteboard and pen



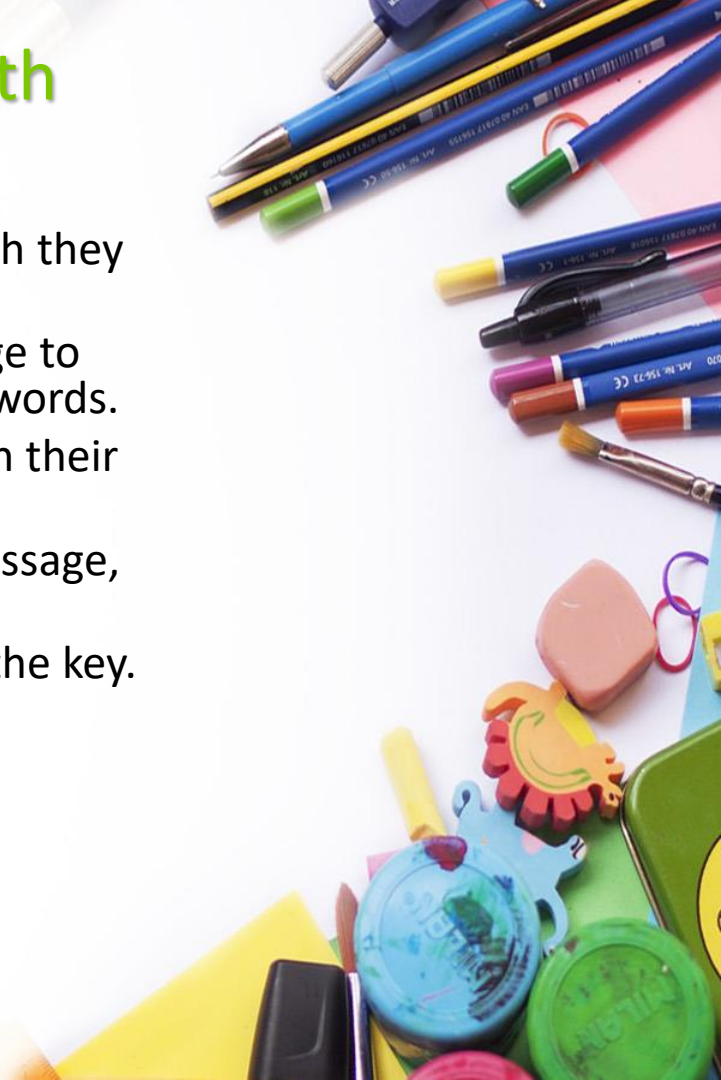
Strategies for helping your child with their writing 1

- Model writing at home. Let your child see you write for a purpose (male role models for boys!).
- Talk about your writing – what are you doing and why. Talk through some of your decision making, such as what to write, choice of word, order. Continually re-read the writing to provide a good model for when your child writes.
- Choose a good time to write and make sure the environment is right. It shouldn't be a chore, but a nice experience for you to do together.



Strategies for helping your child with their writing 2

- Help your child include high frequency words which they know in their writing.
- Encourage your child to use their phonic knowledge to write words and make attempts at more complex words.
- Help them to be aware of punctuation and use it in their writing.
- Make sure the writing is 'purposeful' e.g. a list, message, reminder, card, instructions, postcard.
- Write together on a daily basis. Little and often is the key.



Strategies for helping your child with their writing 3

- Allow times for the child to write on their own.
- Give them plenty of praise and encouragement.
- Sometimes act as a scribe for your child. After they say the sentence, repeat it. Say each word as you write it.
- Encourage and support your child in writing about subjects they are interested in.
- When sharing your child's writing, try and focus on the positives and mention one area for improvement.
- Encourage your child to share their home writing with us in school.



Help!

We are always looking for parent volunteers to help with:

- Reading Volunteers
- Cooking with the class
- Trips

If you are available to help, please let the class teacher know.



Any Questions?

